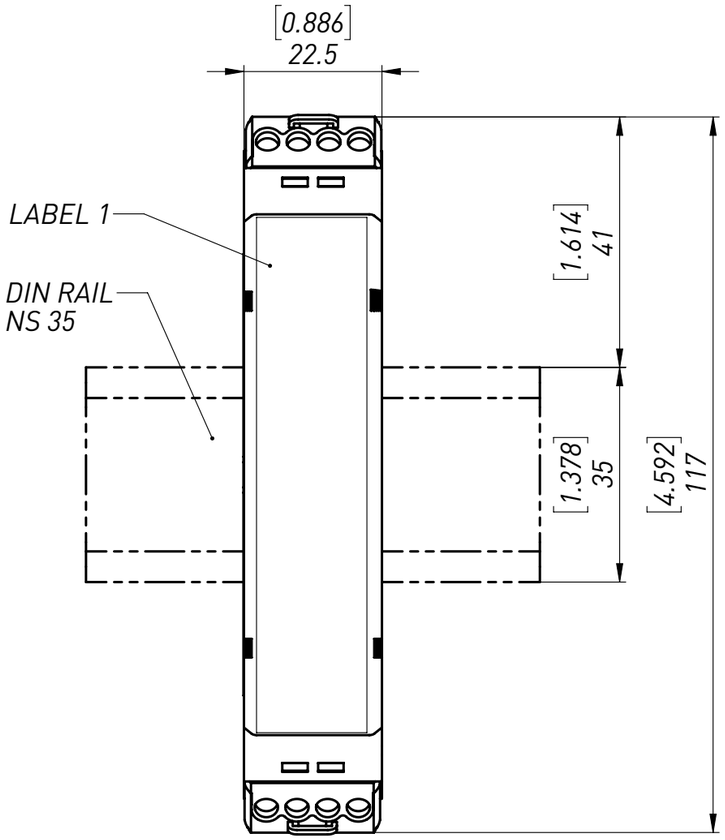

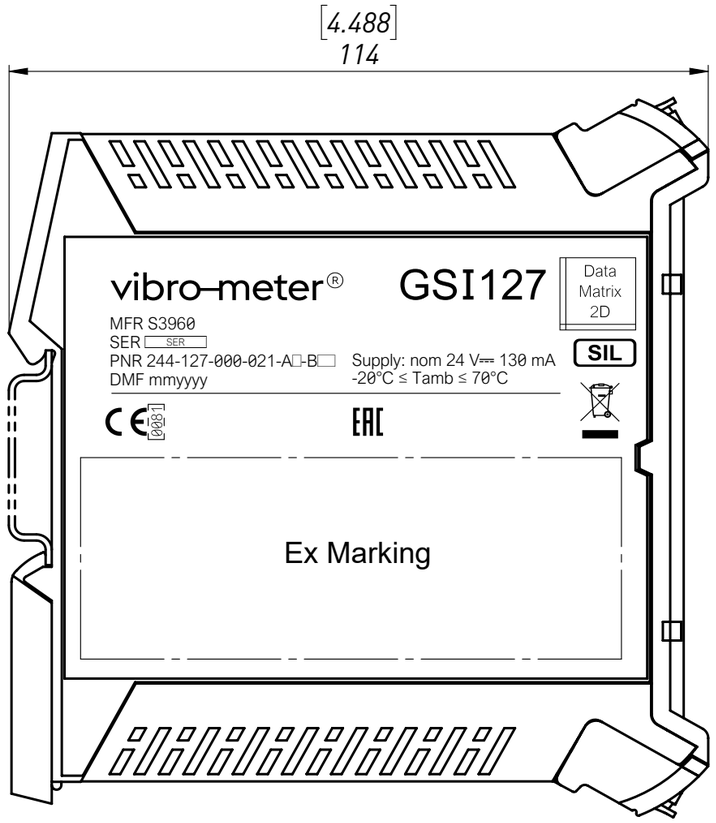

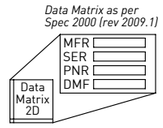

ORDERING NUMBER: 244-127-000-021-A□-B□

ENVIRONMENT	A
Standard	1
Explosive	2

SENSITIVITY	ZERO	B	
1 V/mA	5 mA -> 7 V	01	For CE
1 V/mA	12 mA -> 7 V	02	For IPC, IVC, VE
3.2 V/mA	15 mA -> 0 V	03	For IQS
1 V/V	---	04	For IPC
-1 V/V	---	05	For IQS, IVC, VE
0.5 V/mA	---	11	Standard 4-20 mA
1 V/V	---	21	Standard IEPE

Digitally signed by
Pascal Kornatko
Date: 2024.03.25
15:23:15 +01'00'

RoHS
DIRECTIVE 2011/65/UE

NO MODIFICATION ALLOWED
WITHOUT PRIOR AUTHORIZATION
OF Ex MANAGER

NO MODIFICATION ALLOWED
WITHOUT PRIOR AUTHORIZATION OF
SIL FUNCTIONAL SAFETY MANAGER

LABEL 1

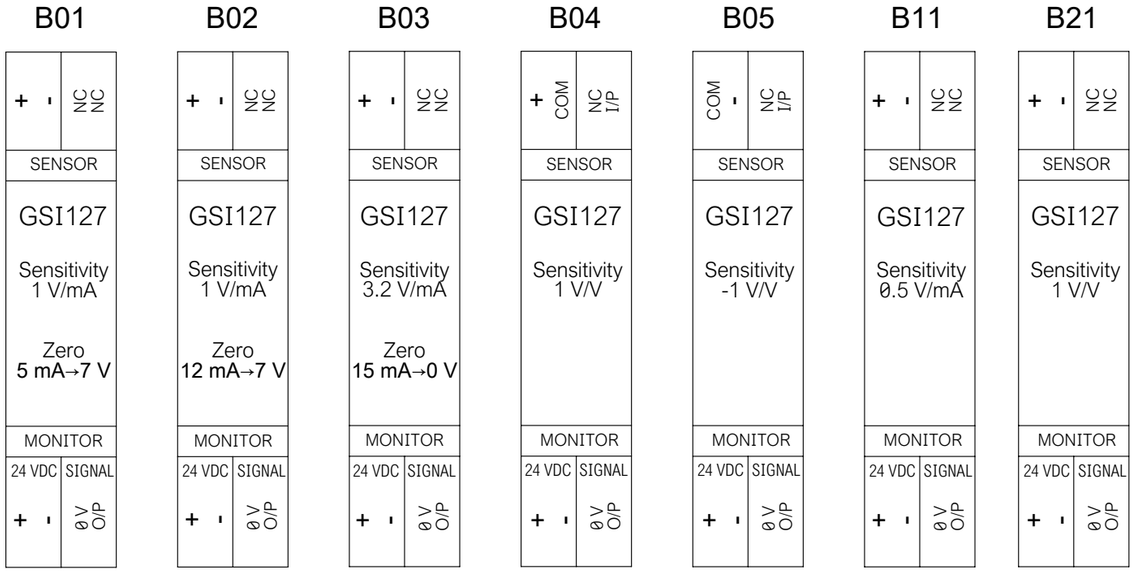

Rev.	Date	Change N°	Drawn	Appr.	Description

INFORMATION CONTAINED IN THIS DOCUMENT MAY BE SUBJECT TO EXPORT CONTROL REGULATIONS OF THE EUROPEAN UNION, USA OR OTHER COUNTRIES. EACH RECIPIENT OF THIS DOCUMENT IS RESPONSIBLE FOR ENSURING THAT TRANSFER OR USE OF ANY INFORMATION CONTAINED IN THIS DOCUMENT COMPLIES WITH ALL RELEVANT EXPORT CONTROL REGULATIONS. ECN NO. N/A
THIS DRAWING AND/OR ITS DESIGN IS PROPRIETARY AND THE PROPERTY OF MEGGITT SA. THIS DRAWING AND/OR ITS DESIGN IS PROVIDED TO YOU SUBJECT TO THE CONDITION THAT IT SHALL NOT BE REPRODUCED, COPIED, LENT OR OTHERWISE DISPOSED OF, DIRECTLY OR INDIRECTLY. IT SHALL NOT BE USED TO FURNISH ANY INFORMATION FOR THE MAKING OF DRAWINGS, PRINTS OR APPARATUS, OR PARTS THEREFORE, EXCEPT WHERE OTHERWISE EXPRESSLY PROVIDED FOR BY CONTRACT WITH MEGGITT SA.
© MEGGITT SA 2024. ALL RIGHTS RESERVED. NO PART OF THIS PUBLICATION MAY BE REPRODUCED, STORED IN A RETRIEVAL SYSTEM, OR TRANSMITTED IN ANY FORM OR BY ANY MEANS, ELECTRONIC, MECHANICAL, PHOTOCOPIED OR IN ANY OTHER MANNER WITHOUT THE PRIOR WRITTEN PERMISSION OF MEGGITT SA.

MFR S3960 | MSS-CAD

Electronically signed document / Authorised issue by Doc Control

MEGGITT

Meggitt SA
Rte de Moncor 4, CH-1752 Villars-sur-Glâne, Switzerland

Scale 1:1 | Format A3

Material:

Repl.by:

Repl.for:

Linear Tolerances [mm]								Radius / Chamfers [mm]			Tol. on angle [°] (L [mm])			
› 0,5 ... 3	› 3 ... 6	› 6 ... 30	› 30 ... 120	› 120 ... 400	›400 ...1000	›1000 ...2000	›2000 ...4000	› 0,5 ... 3	› 3 ... 6	› 6	... 10	› 10 ... 50	› 50 ... 120	› 120 ... 400
-	-	-	-	-	-	-	-	-	-	-	-	-	-	-

Drawn	19.01.24	C.Roulin
Check.	19.01.24	I.Mauconduit
Appr.	19.01.24	F.Micco

Galvanic separation

GSI127

DWG.N°
244-127-000 V 021