
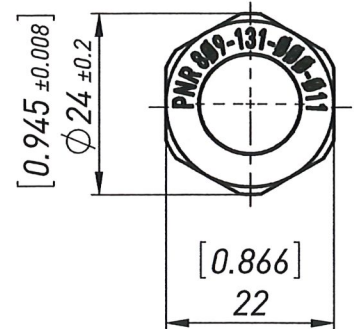
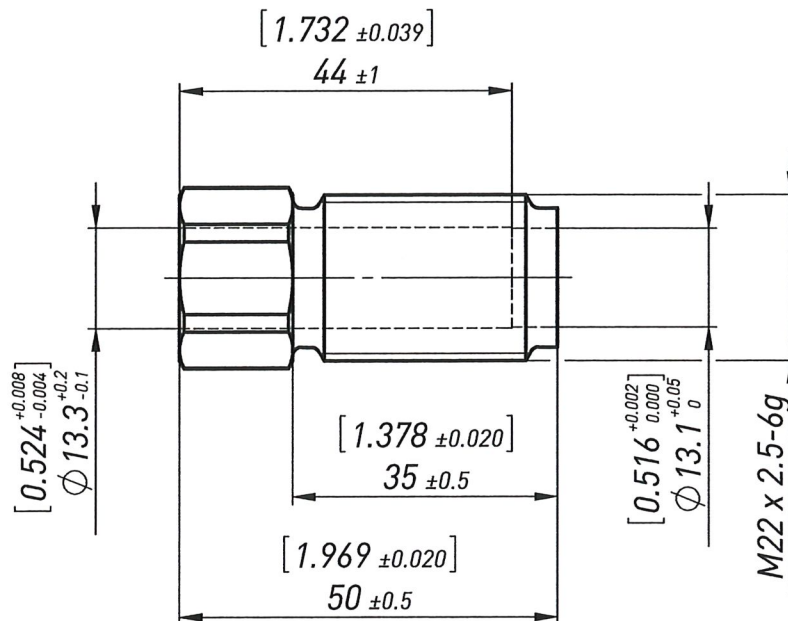


A

B

A052240




MARKING:
FREE ANGULAR
POSITION



RoHS
DIRECTIVE 2011/65/UE

NO MODIFICATION ALLOWED
WITHOUT PRIOR AUTHORIZATION
OF  MANAGER

PURPOSE: MOUNTING ADAPTER FOR PRESSURE TRANSDUCER TYPE CP 232

0	06.01.06	-----	A.Schafer	F.Micco	I-DEAS FOR PREVIOUS DRAWING.														
Rev.	Date	PM	Drawn	Appr.	Description														
THE INFORMATION CONTAINED IN THIS DOCUMENT MAY BE/IS SUBJECT TO EXPORT CONTROL REGULATIONS OF THE EUROPEAN COMMUNITY, USA OR OTHER COUNTRIES. EACH RECIPIENT IS RESPONSIBLE TO ENSURE THAT USAGE AND/OR TRANSFER OR DELIVERY OF THIS INFORMATION COMPLIES WITH ALL RELEVANT EXPORT CONTROL REGULATIONS. ECCN NO. N/A THE INFORMATION CONTAINED IN THIS DOCUMENT IS THE PROPERTY OF THE VIBRO-METER GROUP OF COMPANIES AND SHALL BE USED ONLY BY THE RECIPIENTS FOR THE PURPOSE FOR WHICH IT HAS BEEN SUPPLIED AND SHALL NOT BE DISCLOSED TO ANY THIRD PARTY WITHOUT THE WRITTEN CONSENT OF VIBRO-METER.					MFR S3960	Vibro-Meter	VM-CAD												
					Scale 1:1			SWITZERLAND											
Material: 2.4669 (Inconel X-750)				Repl.by:		Repl.for:													
,	Linear Tolerances [mm]							Radius / Chamfers [mm]			Tol. on angle [°]				Drawn	21.07.2008	I.Neuhaus		
	> 0,5 ... 3	> 3 ... 6	> 6 ... 30	> 30 ... 120	> 120 ... 400	> 400 ... 1000	> 1000 ... 2000	> 2000 ... 4000	> 0,5 ... 3	> 3 ... 6	> 6		> 10 ... 50		> 50 ... 120	> 120 ... 400	Checked	22.7.08	
	-	-	-	-	-	-	-	-	-	-	-	-	-		-	-	-	Appr.	22.7.08
MOUNTING ADAPTER TYPE MA 131														DWG.N°					
PNR 809-131-000-011														809-131-000 D 011					