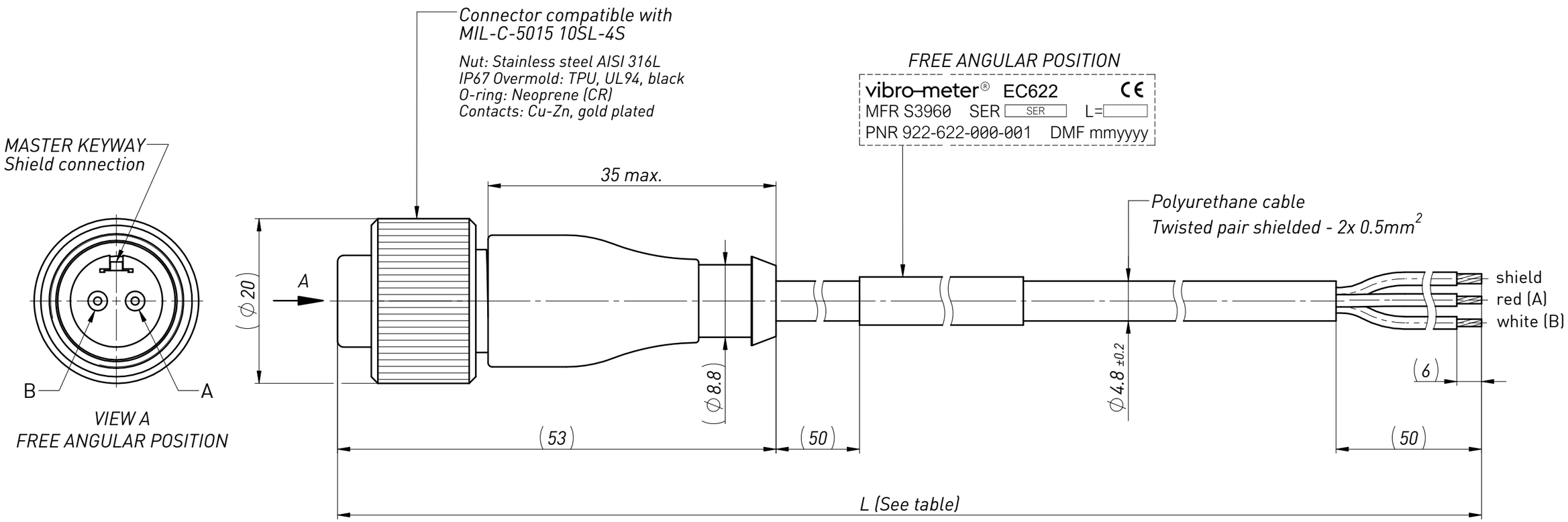

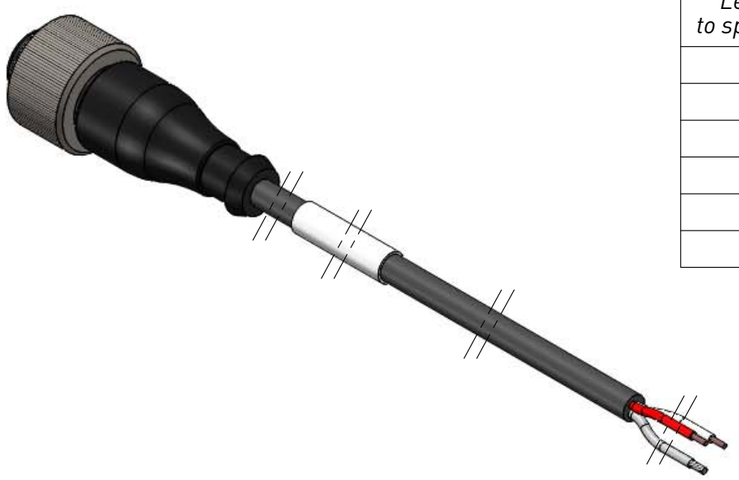

L code Length in mm to specifiy at order	Tolerance
2000	±40mm
5000	±50mm
10000	±100mm
15000	±150mm
20000	±200mm
30000	±300mm

Temperature range: -30°C to +90°C
for both the connector and cable.

RoHS
DIRECTIVE 2011/65/UE

WIRING DIAGRAM

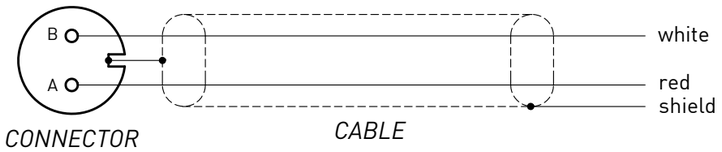

Rev.	Date	Change N°	Drawn	Appr.	Description

INFORMATION CONTAINED IN THIS DOCUMENT MAY BE SUBJECT TO EXPORT CONTROL REGULATIONS OF THE EUROPEAN UNION, USA OR OTHER COUNTRIES. EACH RECIPIENT OF THIS DOCUMENT IS RESPONSIBLE FOR ENSURING THAT TRANSFER OR USE OF ANY INFORMATION CONTAINED IN THIS DOCUMENT COMPLIES WITH ALL RELEVANT EXPORT CONTROL REGULATIONS. ECN NO. N/A
THIS DRAWING AND/OR ITS DESIGN IS PROPRIETARY AND THE PROPERTY OF MEGGITT SA. THIS DRAWING AND/OR ITS DESIGN IS PROVIDED TO YOU SUBJECT TO THE CONDITION THAT IT SHALL NOT BE REPRODUCED, COPIED, LENT OR OTHERWISE DISPOSED OF, DIRECTLY OR INDIRECTLY. IT SHALL NOT BE USED TO FURNISH ANY INFORMATION FOR THE MAKING OF DRAWINGS, PRINTS OR APPARATUS, OR PARTS THEREFORE, EXCEPT WHERE OTHERWISE EXPRESSLY PROVIDED FOR BY CONTRACT WITH MEGGITT SA.
© MEGGITT SA 2022. ALL RIGHTS RESERVED. NO PART OF THIS PUBLICATION MAY BE REPRODUCED, STORED IN A RETRIEVAL SYSTEM, OR TRANSMITTED IN ANY FORM OR BY ANY MEANS, ELECTRONIC, MECHANICAL, PHOTOCOPIED OR IN ANY OTHER MANNER WITHOUT THE PRIOR WRITTEN PERMISSION OF MEGGITT SA.

MFR S3960 | MSS-CAD | Scale 2:1 | Format A3

Electronically signed document / Authorised issue by Doc Control

MEGGITT
Meggitt SA
Rte de Moncor 4, CH-1752 Villars-sur-Glâne, Switzerland

Material:

Repl.by:

Repl.for:

	Linear Tolerances [mm]								Radius / Chamfers [mm]			Tol. on angle [°] L [mm]			
'	› 0,5 ... 3	› 3 ... 6	› 6 ... 30	› 30 ... 120	› 120 ... 400	›400 ...1000	›1000 ...2000	›2000 ...4000	› 0,5 ... 3	› 3 ... 6	› 6	... 10	› 10 ... 50	› 50 ... 120	› 120 ... 400
	-	-	-	-	-	-	-	-	-	-	-	-	-	-	-

Drawn	02.02.22	C.Jeunet
Check.	02.02.22	C.Roulin
Appr.	02.02.22	F.Micco

CABLE ASSEMBLY TYPE EC622

PNR 922-622-000-001

DWG.N°
922-622-000 D 001